

## **Ruler Round Robin - Have fun while learning the secrets to accurate quilt blocks!**

e-mail with any questions – Adele at [asds@adelescott.com](mailto:asds@adelescott.com)

**Ruler Round Robin** – How many rulers do you own that you haven't really used yet? And some are still sitting in their packaging! The “demonstrators” make everything look so easy! Or have you wanted to try a ruler without buying it to make sure you like it? Or are you looking for help to get the **easiest and most accurate way to make any blocks. Trim tool rulers are the answer!**

We'll make 4 **Cat's Cradle blocks**, 2 **Log Cabin blocks** – regular [and for the speedy stitchers you can also make 2 of the optional **Curvy Log Cabin**], plus we'll make a flock of perfect **Flying Geese using the easiest “2 squares of fabric = 4 geese method”**. Then we'll do 2 **Pineapple** and 2 **Square in a Square [with an optional 2 Snail Trail version]** plus 4 **Half- Rectangle blocks**, a very useful block. All blocks will end up as 8” finished so they can be used in a Sampler quilt later.

We'll have stations set up for each type. You work at your own pace, so everyone is happier. You can either try one of my rulers or bring your own. You'll learn all the tricks, tips and products to be successful, accurate and not frustrated in all your “block work”! So much fun!

Kits available or cut your own fabric – Your cutting list will give you enough for 14+ blocks, if you do both sessions. Some might only sew one of each, others two or more, as long as everyone tries each ruler, you're learning something new. The number is up to you and how fast you like to work. 😊

**Supplies:** Fabric cut according to list below. Bring extra fabric in case of errors.

Any of the listed rulers you already own. [I'll have some to lend and extras to purchase.]

**Cat's Cradle Ruler – Creative Grids # CGRDH1**

**8” Regular Log Cabin – Creative Grid #CGRJAW1**

**Curvy Log Cabin - CGRJAW5**

**Creative Grid Ultimate Flying Geese - CGRDH4**

**Creative Grid Pineapple - CGRJAW3**

**Half Rectangle – Creative Grid #CGRDH6**

**Square on Square – Creative Grid #CGRJAW8**

## Neutral thread for piecing

Rotary cutter with a new/ sharp blade and medium size ruler [like a 6"x12"]

Pins, fabric marker

**Fabric Cutting Info:** If you are a speedy stitcher, go ahead and cut out more than one of the multiple options and you can always jump back to it as we work through the day. If you don't like rushing, your goal will be at least one of each of the regular versions. [Kits will have the optional blocks included.]

**Note: Kits are available here [Kit - Ruler Round Robin](#)**

General information: Select a light and a dark fabric plus a third color for some different centers should be good. It can be scrappy but definitely lights and darks. Bring extra fabric in case of sewing or cutting errors! All blocks will finish to 8". Optional - pre-cut fabric

Label and bag each techniques' fabric pieces. Bring any of the rulers below you own so you won't have to wait your turn when cutting.

If you want all blocks to have the same fabric, you'll need approx. 1 yard each of a light and dark print plus a fat quarter of a coordinating/ contrasting fabric. This includes a bit of extra in case of error. Again, you can also just use scraps, but keep to the light and dark recommendations, so the blocks stand out well.

Note: You can do sub-cutting in class or home.

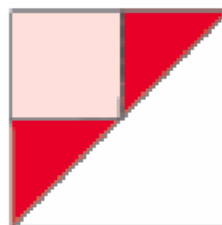
If you own any of these rulers, please bring them, otherwise I'll have some to share.

## Cutting Instructions

### Cat's Cradle [makes 2]

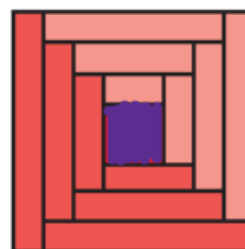
#### Creative Grids # CGRDH1

| Description        | Size            | Number |
|--------------------|-----------------|--------|
| Full triangle side | 5"x6"           | 2      |
| Background         | 2 3/4" x 3 3/4" | 4      |
| Square             | 2 3/4" squares  | 4      |



**8" Regular Log Cabin – [makes 2] Creative Grid #CGRJAW1** You can just cut 2" strip by WOF or choose fabrics for a scrappy look

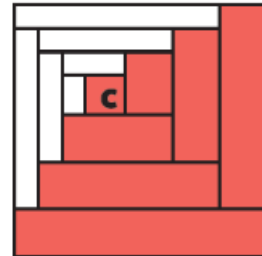
| Description                 | Size       | Number |
|-----------------------------|------------|--------|
| Center square (contrasting) | 2.5 Square | 2      |
| Light Fabric                | 2" x 4"    | 4      |
|                             | 2" x 6"    | 4      |



|             |         |   |
|-------------|---------|---|
|             | 2" x 8" | 4 |
| Dark Fabric | 2" x 5" | 4 |
|             | 2" x 7" | 4 |
|             | 2" x 9" | 4 |

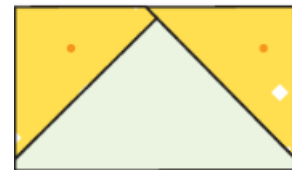
**Curvy Log Cabin CGRJAW5 [optional]-** we'll make 2 – 8" finished blocks.

| Description                    | Size        | Number |
|--------------------------------|-------------|--------|
| Center square (contrasting)    | 1.75 Square | 2      |
| Pick either color or different |             |        |
| Light Fabric (skinny)          | 1.5" x 4.5" | 2      |
| 3 – 2.25" wide WOF strips      | 1.5" x 5.5" | 2      |
|                                | 1.5" x 6"   | 2      |
|                                | 1.5" x 7"   | 2      |
|                                | 1.5" x 8"   | 2      |
|                                | 1.5" x 9"   | 2      |
| Dark Fabric (Wide)             | 2.25"x 3.5" | 2      |
| 3 – 1.5" wide x WOF strips     | 2.25"x 4.5" | 2      |
|                                | 2.25"x 5.5" | 2      |
|                                | 2.25"x 6.5" | 2      |
|                                | 2.25"x 8"   | 2      |
|                                | 2.25"x 9"   | 2      |



**Ultimate Flying Geese - Creative Grid CGRDH4-** makes 8 geese blocks

| Description              | Size        | Number |
|--------------------------|-------------|--------|
| Center triangles (Geese) | 9.5" Square | 2      |
| Side (Sky)               | 11" Square  | 2      |



**Pineapple Creative Grid CGRJAW3 –** for 2 - 8" blocks

| Description                       | Size        | Number |
|-----------------------------------|-------------|--------|
| Center Square                     | 2.5" square | 2      |
| Light Fabric<br>(2" x WOF strips) | 2" x 3.5"   | 4      |
|                                   | 2" x 4"     | 4      |
|                                   | 2" x 4.5"   | 4      |
| Light Fabric<br>(2" x WOF strips) | 2" x 4"     | 4      |
|                                   | 2" x 5"     | 4      |
|                                   | 2" x 5.5"   | 4      |
| Corners                           | 2.25" x 4"  | 4      |



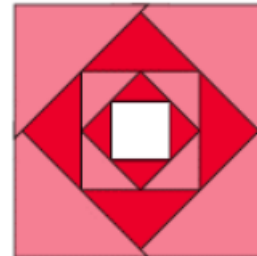
### Half Rectangle – Creative Grid #CGRDH6 (2 blocks)

| Description | Size   | Number |
|-------------|--------|--------|
| Background  | 3"x 6" | 4      |
| Contrast    | 3"x 6" | 5      |



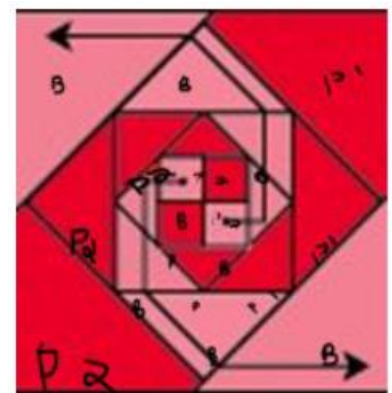
### Square on Square – Creative Grid #CGRJAW8 (2 finished blocks)

| Description   | Size         | Number |
|---------------|--------------|--------|
| Center Square | 2.5" squares | 2      |
| Dark A1       | 3" squares   | 4      |
| Light A2      | 3.5" squares | 4      |
| Dark B1       | 4.5" squares | 4      |
| Light B2      | 5.5" squares | 4      |



### Snail's Trail (optional) (2 - 8" finished blocks)

| Center patch                  | Size                      | Number |
|-------------------------------|---------------------------|--------|
| Background                    | 2.5" squares              | 4      |
| Print                         | 2.5" squares              | 4      |
| Make a 4 patch with the above | Before class, if possible |        |
| Round A1                      | Size                      | Number |
| Background                    | 3" squares                | 2      |
| Prints                        | 3" squares                | 2      |
| Round A2                      | Size                      | Number |
| Background                    | 3.5" squares              | 2      |
| Prints                        | 3.5" squares              | 2      |
| Round B1                      | Size                      | Number |
| Background                    | 4.5" squares              | 2      |
| Prints                        | 4.5" squares              | 2      |
| Round B2                      | Size                      | Number |
| Background                    | 5.5" squares              | 2      |
| Prints                        | 5.5" squares              | 2      |



And Adele says to bring extra fabric!